






## Ten-Year Trends FY11-FY20


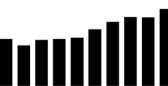

### Assets

	June 30, 2011	10 years (\$ millions)	June 30, 2020	Low	High	Notes
Net assets <sup>1</sup>	9.2		22.1	9.2	22.6	The foundation's net assets more than doubled in 10 years.
Endowment <sup>2</sup>	4.8		14.8	4.8	14.9	The foundation's endowments tripled in 10 years.

### Revenue and Returns

	June 30, 2011	10 years	June 30, 2020	Low	High	AVG	Notes
Gifts & contributions <sup>3</sup>	3.0M		2.7M	2.0 M	4.6 M	3.0 M	Includes new gifts received and binding pledges committed.
Investment returns (\$) <sup>4</sup>	583k		249k	-182k	1.6M	665k	The majority of investment returns are associated with endowments.
University of Washington Consolidated Endowment Fund (UWCEF) return (%)	16.0		1.1	-1.6	16.0	7.8	The foundation's endowments are invested with the UWCEF.

### Foundation Impact on the College

	June 30, 2011	10 years	June 30, 2020	Low	High	Notes
Grants, scholarships and college support (\$) <sup>5</sup>	1.4M		3.3M	1.3 M	3.3M	Includes all scholarships, grants and spending to support college programs.
Scholarship recipients	183		301	158	301	In 10 years, the number of scholarship recipients increased by 64%.
Student emergency fund recipients	0		346	0	346	This fund gives \$500 microgrants to students facing financial emergencies.

<sup>1</sup> Statement of Financial Position: Total net assets

<sup>2</sup> Notes to the Financial Statements: Note 4, 2020 Endowment net assets, end of year

<sup>3</sup> Statement of Activities: Gifts and contributions

<sup>4</sup> Statement of Activities: Investment income

<sup>5</sup> Statement of Activities: Grants and scholarships plus Other college support

Full Financial Statements are available at:  
[www.evergreen.edu/foundation/annual-reports](http://www.evergreen.edu/foundation/annual-reports)