






## Ten-Year Trends FY12-FY21




### Assets

	June 30, 2012	10 years (\$ millions)	June 30, 2021	Low	High	Notes
Net assets <sup>1</sup>	9.7		29.0	9.7	29.0	The Foundation's net assets almost tripled in 10 years.
Endowment <sup>2</sup>	5.4		22.8	5.4	22.8	The Foundation's endowments quadrupled in 10 years.

### Revenue and Returns

	June 30, 2012	10 years	June 30, 2021	Low	High	AVG	Notes
Gifts & contributions <sup>3</sup>	2.7M		5.8M	2.0M	5.8M	3.1M	Includes new gifts received and binding pledges committed.
Investment returns (\$) <sup>4</sup>	-48k		5.1M	-182k	5.1M	1.1M	The majority of investment returns are associated with endowments.
University of Washington Consolidated Endowment Fund (UWCEF) return (%)	-0.9		35.1	-1.6	35.1	9.4	The Foundation's endowments are invested with the UWCEF.

### Foundation Impact on the College

	June 30, 2012	10 years	June 30, 2021	Low	High	Notes
Grants, scholarships and college support (\$) <sup>5</sup>	2.0M		2.8M	1.3M	3.3M	Includes all scholarships, grants and spending to support college programs.
Scholarship recipients	158		270	158	301	In 10 years, the number of scholarship recipients increased by 71%.
Student emergency fund recipients	0		255	0	346	This fund gives \$500 microgrants to students facing financial emergencies.

<sup>1</sup> Statement of Financial Position: Total net assets

<sup>2</sup> Notes to the Financial Statements: Note 4, 2021 Endowment net assets, end of year

<sup>3</sup> Statement of Activities: Statement of Activities: Gifts and contributions, reflects June 30, 2016 adjustment of unconditional pledge to conditional

<sup>4</sup> Statement of Activities: Investment income

<sup>5</sup> Statement of Activities: Grants and scholarships plus other college support