



# Gains at Evergreen

Your giving impact 2022



the  
evergreen  
state college  
foundation

# Students come with dreams.

## Thank you

Your support of The Evergreen State College Foundation reflects your dedication to the success of all Evergreen students, and your belief in the life-changing power of a great liberal arts education.

You make Evergreen a more vibrant campus, help build exciting, new career-forward programs, and create a safety net of scholarships and emergency grants for our most vulnerable Greeners.

Students come to Evergreen with passion, determination, and dreams for improving themselves, their family, and their community.

**You make their journey possible. Thank you.**

- **30%** of Evergreen students live below poverty level<sup>1</sup>
- **67%** face food or housing insecurity<sup>2</sup>
- **20%** are the first person in their family to attend college<sup>1</sup>

1. Fall 2022 Enrollment Summary, Evergreen Institutional Research  
2. Washington Student Experience Survey, Fall 2022, WSAC and WWU

**Cleopatra Gourley '23**  
Dan and Sheryl Tishman  
Scholarship recipient



“As a first-generation college student, I’m setting an example for my younger brothers and showing them that opportunities exist for them.”  
- Cleopatra Gourley '23

# Scholarships



\$981,839

in scholarships offered to students  
266

Students received scholarship awards

# Hands-on research



\$15,000 provided to 10  
Summer Undergraduate Research  
Fellows to enable field-based  
exploration and learning.



# Urgent aid

24 micro-grants given to  
students in financial crises, in  
conjunction with 2020 Covid-19  
CARES Act funding.

# Your reach

By the numbers



the  
evergreen  
state college  
foundation

# Meet EL'ona

## Scholarship recipient highlight

### For someone who has written five books,

run for government office, and started her own business, it's hard to believe there was a time when EL'ona Kearney thought she was not smart enough to go to college.

EL'ona came to Evergreen following a non-traditional path that started in the military. When she tried to enter civilian life and explore college, she had to withdraw after one of her young children was hurt while with a caregiver. She dedicated herself to raising her children, only returning to school after they were grown. In an effort to break the cycle of shattered dreams within her family, she returned to college with the goal of obtaining an Associate degree (AA). However, she surpassed not only her parents and ancestors, but also her initial expectations by continuing her education and ultimately graduating with a bachelor's degree (BA) in business from Evergreen.

When a counselor—a former Greener herself—encouraged EL'ona to attend The Evergreen State College, EL'ona was admitted and flourished. “It truly felt like the staff and faculty were my

*continue on next page*

#### **EL'ona Kearney '22**

Evergreen Foundation and American Legion Post 3 Scholarships recipient



“Evergreen follows up with students, and consistently tries to break down barriers. Every quarter, while taking independent learning courses, I was given opportunities to explore and succeed.” -EL'ona Kearney '22

*Meet EL'ona continued...*

cheerleaders,” says EL'ona, “If you said you needed resources, they would take the time to help you find them.” EL'ona appreciated how Evergreen catered to different learning styles, something she needed when returning to school after years of being away.

## **Creating leaders and doing public good**

During her time at Evergreen, EL'ona was the recipient of the Foundation Scholarship as well as the American Legion Post 3 Scholarship. She was also the Art of Giving 2022 keynote speaker and highlighted how Evergreen gave her a voice for public good to uplift veterans and veteran mothers. The scholarships that EL'ona received while in school gave her more chances to visualize and work on her dream of creating a more equitable society. For one of her independent learning credits, she received a distinguished congressional internship position and spoke on State Bill 5000, which has since become law, and which recognizes the contributions of Americans of Chinese descent. Fueled by her own experience, she also helped bring forth a bill to expand the ways parents can use vouchers to pay for safe, affordable childcare.

EL'ona graduated in 2022 from Evergreen with a bachelor's degree emphasizing business. Today, she takes the tools and experiences she had during her Evergreen education to make them available for everyone. She started her own business as a forgiveness coach, and wrote several books about her life, setting boundaries, and being the best version of yourself. Through this work, she hopes to inspire youth to break unhealthy family cycles and grow to be better.



**EL'ona Kearney at the 2022 Art of Giving**

In 2021, EL'ona ran for SeaTac city council and placed 3rd in the general elections. Continuing this dream, EL'ona hopes to hold a position in government where she can make even more of a difference in her community and build a better future for her family. “Evergreen boosted my confidence and gave me a platform,” EL'ona explained, “I hope that I can create and inspire a more unified world for today's and future youth.”

One of EL'ona's favorite sayings is “You should go where you are celebrated, and not just tolerated.” Evergreen is proud to celebrate EL'ona and her amazing accomplishments. **Thanks to donor contributions to the Forever Green Campaign, students like EL'ona can receive funding for scholarships, internships, research opportunities, and more.** Through Forever Green, you can support students to make the most of their amazing liberal arts education at Evergreen and become the leaders of tomorrow.

“Evergreen gives you hands-on experience. I got to choose my own path that I thought is meaningful to me and exemplifies my own American dream.” -EL'ona Kearney '22

# Forever GREEN

Our essence isn't  
tradition—**it's invention**



Campaign for



evergreen

**An historic \$55+ million campaign to support:**

Diverse  
next-generation  
leaders

Collaborative  
complex  
problem-solving

Nurturing  
Native Arts and  
Cultures

[www.evergreen.edu/forevergreen](http://www.evergreen.edu/forevergreen)

# Meet Kwabi

## Alumni highlight

### While at The Evergreen State College Tacoma, Kwabi found his calling.

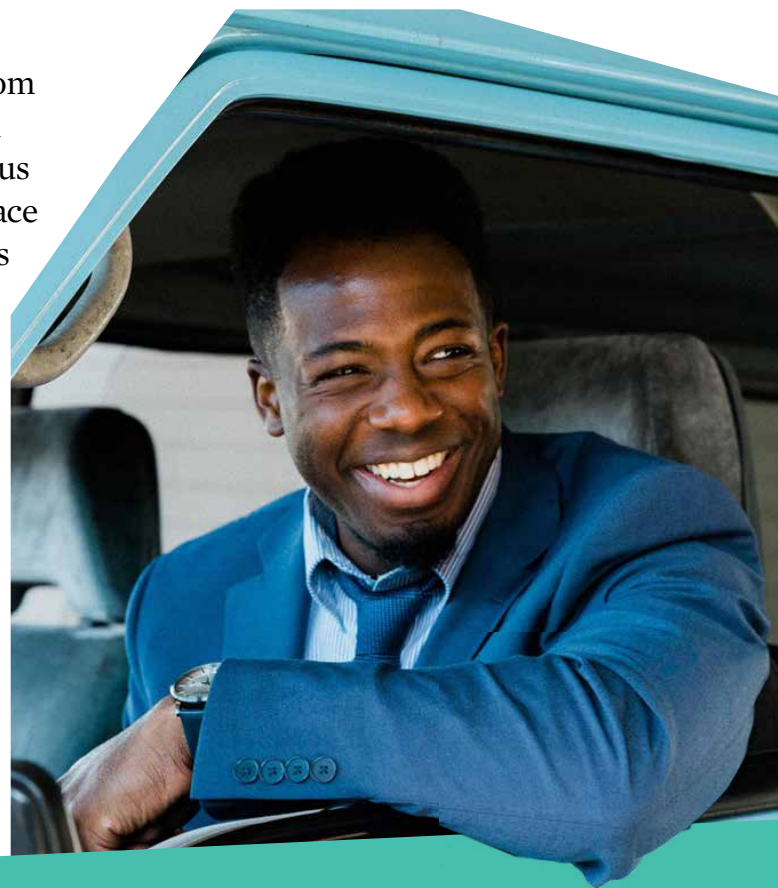
If you've spent time in Tacoma, WA, there is a good chance you've seen the powder blue 1988 Mitsubishi van with the name "Peace Bus" on the side being driven by Kwabi Amoah-Forsen '15.

Started in 2017 by Kwabi through inspiration from his time at Evergreen Tacoma and support from academic advisors like Peter Bacho, the Peace Bus began as a local project to deliver messages of peace and humanitarian aid. Now the Tacoma native is taking his message across the globe.

"My job is to campaign for peace like it is a product," says Kwabi, "To get people interested in peace, to make it trend. Because if people don't hear about it or aren't invigorated by it, how can we spread it?"

Voted Best Local Celebrity by South Sound Magazine, Kwabi was recently honored with the 2022 Tacoma Peace Prize Laureate Award, and was invited to the 2022 Nobel Peace Prize Ceremony in Oslo, Norway.

**Kwabi Amoah-Forsen '15**  
Founder, The Peace Bus



"I love seeing people from different walks of life coming together for a positive cause. It gives me chills thinking about it, it is so beautiful, it is everything to me."  
-Kwabi Amoah-Forsen '15

# House of Welcome

## Anniversary highlight

**Thunderbird**  
House of Welcome



## The House of Welcome was the first facility of its kind to be built on a

public college campus in the United States and was a dream of Native students, tribal artists and faculty member Mary Ellen Hillaire from the Lummi Nation, who founded Evergreen's Native American Studies program in 1972.

In 1995 their dream came true thanks to the perseverance of Evergreen graduate Colleen Jollie '92 and since that time, the mission of Evergreen's s'g<sup>w</sup>i g<sup>w</sup>i?altx<sup>w</sup>: House of Welcome has been to promote Indigenous arts and cultures from not only the Pacific Northwest but internationally.

Since its founding, s'g<sup>w</sup>i g<sup>w</sup>i?altx<sup>w</sup>: House of Welcome has hosted over 200 artists residencies and workshops; it has premiered 15 art exhibitions; sent six Northwest Native American artists to New Zealand for residencies; and hosted two international artists gatherings.

In 2022, s'g<sup>w</sup>i g<sup>w</sup>i?altx<sup>w</sup>: House of Welcome celebrated 25+ years of service, paving the way for Native students and artists to achieve success.

Artists are luminaries of their cultures, lighting the pathway back into the far reaches of history, and leading the way into the future with their creative vision.



# THE EVERGREEN STATE COLLEGE FOUNDATION

## STATEMENTS OF FINANCIAL POSITION

June 30, 2022 and 2021

	<u>2022</u>	<u>2021</u>
<b><u>ASSETS</u></b>		
<b>CURRENT ASSETS</b>		
Cash and cash equivalents	\$ 3,799,325	\$ 3,444,107
Investment cash	1,882,403	2,073,610
Unconditional promises to give, current portion	<u>1,196,992</u>	<u>1,262,644</u>
<b>Total Current Assets</b>	6,878,720	6,780,361
<b>OTHER ASSETS</b>		
Investments	19,488,888	20,711,882
Long-term unconditional promises to give, net of current portion	<u>727,944</u>	<u>1,626,779</u>
<b>Total Other Assets</b>	<u>20,216,832</u>	<u>22,338,661</u>
<b>TOTAL ASSETS</b>	<u>\$ 27,095,552</u>	<u>\$ 29,119,022</u>
<b><u>LIABILITIES AND NET ASSETS</u></b>		
<b>LIABILITIES</b>		
Accounts payable	\$ 12,673	\$ 3,648
Payable to Evergreen State College	<u>38,222</u>	<u>156,719</u>
<b>Total Liabilities</b>	50,895	160,367
<b>NET ASSETS</b>		
Without donor restrictions		
Unrestricted	1,119,196	1,251,478
Board-designated - endowment	<u>1,698,847</u>	<u>1,746,584</u>
<b>Total Net Assets without Donor Restrictions</b>	2,818,043	2,998,062
With donor restrictions	<u>24,226,614</u>	<u>25,960,593</u>
<b>Total Net Assets</b>	<u>27,044,657</u>	<u>28,958,655</u>
<b>TOTAL LIABILITIES AND NET ASSETS</b>	<u>\$ 27,095,552</u>	<u>\$ 29,119,022</u>

# Financials

Financial position

**THE EVERGREEN STATE COLLEGE FOUNDATION**

STATEMENTS OF ACTIVITIES AND CHANGES IN NET ASSETS

Year Ended June 30, 2022

	Without Donor Restrictions	With Donor Restrictions	Total
<b>REVENUE AND SUPPORT</b>			
Gifts and contributions	\$ 320,062	\$ 1,821,855	\$ 2,141,917
In-kind support from the College	1,341,638		1,341,638
Investment loss	(215,787)	(919,760)	(1,135,547)
Administrative fees	227,641		227,641
Reclassifications and transfers	100,540	(100,540)	
Net assets released from restrictions	<u>2,535,534</u>	<u>(2,535,534)</u>	
<b>Total Revenue and Support</b>	4,309,628	(1,733,979)	2,575,649
<b>FUNCTIONAL EXPENSES</b>			
Program services			
Grants and scholarships	2,799,794		2,799,794
Other College support	<u>171,446</u>		<u>171,446</u>
<b>Total Program Services</b>	2,971,240		2,971,240
Support services			
Management and general	866,025		866,025
Fundraising	<u>652,382</u>		<u>652,382</u>
<b>Total Support Services</b>	<u>1,518,407</u>		<u>1,518,407</u>
<b>Total Functional Expenses</b>	<u>4,489,647</u>		<u>4,489,647</u>
<b>CHANGE IN NET ASSETS</b>	(180,019)	(1,733,979)	(1,913,998)
<b>Net Assets at Beginning of Year</b>	<u>2,998,062</u>	<u>25,960,593</u>	<u>28,958,655</u>
<b>NET ASSETS AT END OF YEAR</b>	<u>\$ 2,818,043</u>	<u>\$ 24,226,614</u>	<u>\$ 27,044,657</u>

**THE EVERGREEN STATE COLLEGE FOUNDATION**

STATEMENTS OF ACTIVITIES AND CHANGES IN NET ASSETS (Continued)

Year Ended June 30, 2021

	Without Donor Restrictions	With Donor Restrictions	Total
<b>REVENUE AND SUPPORT</b>			
Gifts and contributions	\$ 206,163	\$ 5,556,528	\$ 5,762,691
In-kind support from the College	1,220,277		1,220,277
Investment income	708,875	4,412,012	5,120,887
Administrative fees	150,621		150,621
Reclassifications and transfers	108,785	(108,785)	
Net assets released from restrictions	<u>2,576,845</u>	<u>(2,576,845)</u>	
<b>Total Revenue and Support</b>	4,971,566	7,282,910	12,254,476
<b>FUNCTIONAL EXPENSES</b>			
Program services			
Grants and scholarships	2,564,777		2,564,777
Other College support	<u>214,649</u>		<u>214,649</u>
<b>Total Program Services</b>	2,779,426		2,779,426
Support services			
Management and general	738,621		738,621
Fundraising	<u>484,718</u>		<u>484,718</u>
<b>Total Support Services</b>	<u>1,223,339</u>		<u>1,223,339</u>
<b>Total Functional Expenses</b>	<u>4,002,765</u>		<u>4,002,765</u>
<b>CHANGE IN NET ASSETS</b>	968,801	7,282,910	8,251,711
<b>Net Assets at Beginning of Year</b>	<u>2,029,261</u>	<u>18,677,683</u>	<u>20,706,944</u>
<b>NET ASSETS AT END OF YEAR</b>	<u>\$ 2,998,062</u>	<u>\$ 25,960,593</u>	<u>\$ 28,958,655</u>

# THE EVERGREEN STATE COLLEGE FOUNDATION

## STATEMENTS OF CASH FLOWS

Year Ended June 30, 2022 and 2021

	<u>2022</u>	<u>2021</u>
<b>CASH FLOWS FROM OPERATING ACTIVITIES</b>		
Change in net assets	\$ (1,913,998)	\$ 8,251,711
Adjustments to reconcile changes in net assets to net cash provided (used) by operating activities		
Contributions restricted for long-term purposes	(502,248)	(369,494)
Decrease (increase) in unconditional promises to give	964,487	(2,223,290)
Decrease in other receivable		7,092
Donated marketable securities	(256,195)	(330,965)
Unrealized (gains) losses on investments	1,721,793	(4,553,435)
Loss on donated marketable securities	430	2,532
Increase (decrease) in accounts payable	9,025	(998)
Increase (decrease) in payable to the College	<u>(118,497)</u>	<u>46,119</u>
<b>Net Cash Provided (Used) by Operating Activities</b>	(95,203)	829,272
<b>CASH FLOWS FROM INVESTING ACTIVITIES</b>		
Proceeds from sale of investments	278,654	163,145
Reinvested earnings, net of expenses	(777,453)	(223,533)
Proceeds from sale of donated stock	<u>255,765</u>	<u>328,433</u>
<b>Net Cash Provided (Used) by Investing Activities</b>	(243,034)	268,045
<b>CASH FLOWS FROM FINANCING ACTIVITIES</b>		
Contributions restricted for long-term purposes	<u>502,248</u>	<u>369,494</u>
<b>NET INCREASE IN CASH</b>	164,011	1,466,811
<b>Cash at Beginning of Year</b>	<u>5,517,717</u>	<u>4,050,906</u>
<b>CASH AT END OF YEAR</b>	<u>\$ 5,681,728</u>	<u>\$ 5,517,717</u>
<b>COMPONENTS OF CASH</b>		
Cash and cash equivalents	\$ 3,799,325	\$ 3,444,107
Investment cash	<u>1,882,403</u>	<u>2,073,610</u>
	<u>\$ 5,681,728</u>	<u>\$ 5,517,717</u>

# Financials

## Statement of cash flows

**THE EVERGREEN STATE COLLEGE FOUNDATION**

**STATEMENTS OF FUNCTIONAL EXPENSES**

Year Ended June 30, 2022 with Comparative Totals for 2021

	Program Services			Support Services			Total Expenses	
	Grants and Scholarships	Other College Support	Total Programs	Management and General	Fundraising	Total Support Services	2022	2021
Grants and allocations	\$ 2,799,794		\$ 2,799,794				\$ 2,799,794	\$ 2,564,777
In-kind management services		\$ 109,384	109,384	\$ 599,278	\$ 439,469	\$ 1,038,747	1,148,131	1,089,001
In-kind supplies and equipment use		16,654	16,654	83,266	66,612	149,878	166,532	100,613
Food		10,357	10,357	32,161	39,492	71,653	82,010	2,811
Purchased services		14,737	14,737	58,089	49,852	107,941	122,678	122,122
Printing and publications		4,019	4,019	9,221	8,312	17,533	21,552	6,345
Supplies		6,467	6,467	18,508	8,457	26,965	33,432	16,801
Travel		189	189	5,875	2,392	8,267	8,456	3,830
In-kind facility rent		2,697	2,697	2,697	21,581	24,278	26,975	30,663
Rental and fees		65	65	7,585	14,009	21,594	21,659	17,263
Postage and shipping		890	890	1,472	543	2,015	2,905	3,737
Miscellaneous		5,987	5,987	47,873	1,663	49,536	55,523	44,802
<b>TOTAL FUNCTIONAL EXPENSES</b>	<b>\$ 2,799,794</b>	<b>\$ 171,446</b>	<b>\$ 2,971,240</b>	<b>\$ 866,025</b>	<b>\$ 652,382</b>	<b>\$ 1,518,407</b>	<b>\$ 4,489,647</b>	<b>\$ 4,002,765</b>

**Native Pathways Graduation 2022**

Native Pathways Scholarships supported through the Foundation





# Financials




## Statement of expenses

## Ten-Year Trends FY13-FY22




### Assets

	June 30, 2013	10 years (\$ millions)	June 30, 2022	Low	High	Notes
Net assets <sup>1</sup>	11.3		27.0	11.3	29.0	The Foundation's net assets more than doubled in 10 years.
Endowment <sup>2</sup>	7.8		21.4	7.8	22.8	The Foundation's endowments nearly tripled in 10 years.

### Revenue and Returns

	June 30, 2013	10 years	June 30, 2022	Low	High	AVG	Notes
Gifts & contributions <sup>3</sup>	2.6M		2.1M	2.0M	5.8M	3.0M	Includes new gifts received and binding pledges committed.
Investment returns (\$) <sup>4</sup>	697k		-1.1M	-1136k	5.1M	1.0M	The majority of investment returns are associated with endowments.
University of Washington Consolidated Endowment Fund (UWCEF) return (%)	13.5		-5.5	-5.5	35.1	8.9	The Foundation's endowments are invested with the UWCEF.

### Foundation Impact on the College

	June 30, 2013	10 years	June 30, 2022	Low	High	Notes
Grants, scholarships and college support (\$) <sup>5</sup>	1.8M		3.0M	1.3M	3.3M	Includes all scholarships, grants and spending to support college programs.
Scholarship recipients	179		266	179	301	In 10 years, the number of scholarship recipients increased by 49%.
Student emergency fund recipients	0		24	0	346	In 2021-22 federal funds were used for 155 students in addition to the 24 from the foundation.

<sup>1</sup> Statement of Financial Position: Total net assets

<sup>2</sup> Notes to the Financial Statements: Note 4, 2022 Endowment net assets, end of year

<sup>3</sup> Statement of Activities: Statement of Activities: Gifts and contributions, reflects June 30, 2016 adjustment of unconditional pledge to conditional

<sup>4</sup> Statement of Activities: Investment income

<sup>5</sup> Statement of Activities: Grants and scholarships plus other college support



**Alison Howard '24**  
Evergreen Foundation  
Scholarship recipient

# Your gifts matter

Your investments fuel scholarships, research fellowships, emergency aid grants, and so much more. Learn about ways to make Evergreen even stronger: [www.evergreen.edu/forevergreen](http://www.evergreen.edu/forevergreen)



the  
evergreen  
state college  
foundation