





Ten-Year Trends FY10-FY19


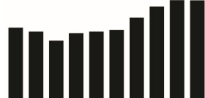
Assets

	June 30, 2010	10 years (\$ millions)	June 30, 2019	Low	High	Notes
Net assets ¹	6.9		22.6	6.9	22.6	The foundation's net assets have more than tripled in 10 years.
Endowment ²	4.2		14.9	4.2	14.9	The foundation's endowments have more than tripled in 10 years.

Returns

	June 30, 2010	10 years	June 30, 2019	Low	High	AVG	Notes
Investment returns (\$) ³	385k		820k	-182k	1.6M	680k	The majority of investment returns are associated with endowments.
University of Washington Consolidated Endowment Fund (UWCEF) return (%)	12.5		5.8	-1.6	16.0	8.9	The foundation's endowments are invested with the UWCEF.

Foundation Impact on the College

	June 30, 2010	10 years	June 30, 2019	Low	High	Notes
Grants, scholarships and college support (\$) ⁴	1.3M		2.1M	1.3 M	2.9M	Includes all scholarships, grants and spending to support college programs.
Scholarship recipients	194		268	158	269	In 10 years, the number of scholarship recipients increased by 38%.

¹ Statement of Financial Position: Total net assets

² Notes to the Financial Statements: Note 4, 2019 Endowment net assets, end of year

³ Statement of Activities: Investment income

⁴ Statement of Activities: Grants and scholarships plus Other college support