

Department of Retirement Systems  
Plan Choice Booklet

# Choose your retirement plan



You have 90 days to choose  
between two retirement plans



Plan 2 or Plan 3? Use this  
booklet and online tools to  
evaluate the best fit for you



Carefully consider your options;  
your plan choice is permanent



Confirm your plan choice with  
the forms inside

[drs.wa.gov/choice](https://drs.wa.gov/choice)





# Welcome to public service



Congratulations on your employment in public service! It is our pleasure to welcome you as a customer of the Washington State Department of Retirement Systems (DRS).

As a new member of the retirement system for public employees (PERS), school employees (SERS) or teachers (TRS), you have a choice to make that will set the course for your future retirement benefits.

This booklet will guide you through the basics of making that choice. Additional resources are available at [drs.wa.gov/choice](https://drs.wa.gov/choice).

At DRS, our mission is to provide information, expertise, tools and services to help you prepare for and experience a successful retirement. We look forward to serving your retirement needs.

## Contents

90 days to choose your plan	2
Insight into Plan 2	4
Insight into Plan 3	5
To join Plan 2	9
To join Plan 3	9
Plan comparison	10
Retirement terms to know	12
Plan Choice Member Information Form	13
Beneficiary Designation Form	15

### Plan choice retirement systems

#### PERS

Public Employees' Retirement System

#### SERS

School Employees' Retirement System

#### TRS

Teachers' Retirement System



Want to know what "vesting" is? How about an "early retirement?" See *Retirement Terms to Know* on page 12.

## 90 days to choose your plan

You have 90 days to choose between two plans offered in PERS, SERS and TRS—Plan 2 or Plan 3. Carefully consider your options. Your plan choice is permanent. If you don't choose a plan within 90 days of becoming a public employee, you will automatically be placed in Plan 3, and you cannot later decide to become a member of Plan 2.

We understand you are busy in your new job with many decisions and responsibilities. Even so, we encourage you to take time to think about your retirement goals, compare features and make benefit projections. Then, select the plan that best fits your circumstances.

### What to consider before choosing a plan

There are a number of things to consider when choosing between Plan 2 and Plan 3. Both plans offer a path to a successful retirement, but each one is designed to meet different needs. Here are some things to ask yourself as you weigh your options:

**A** **What is my future career path?** Do you envision a lifetime career with an employer in the state retirement systems, or will you eventually be working in the private sector or in another state? These questions are important as you consider whether benefits will go with you to a new job.

**C** **How soon do I want to retire?** The two plans have different requirements for how long you have to work to be eligible for a benefit and how soon you can retire or access your funds. Consider these provisions as you think about how much time you have until your planned retirement date.



### Do I want to be involved in investments for my plan?

What is your risk tolerance? Are you comfortable making and managing investment selections, or would you prefer having those decisions made by investment professionals?



### What options do I want for my contribution rate?

Plan 2 and Plan 3 have different approaches to your retirement contributions. Think about whether you want to select how much comes out of your paycheck or if you want that amount to be determined and adjusted based on what is needed to fund your plan.



### Use the Plan Choice Calculator

A standard practice for estimating retirement income needs is to base it on 80 percent of your income five to 10 years before you retire. As you evaluate Plans 2 and 3, use the online *Plan Choice Calculator* ([drs.wa.gov/choice](https://drs.wa.gov/choice)) to compare retirement income projections with this standard, or with your own goal. The tool will generate projections based on plan selection and other variables, including your salary, when you plan to stop working and when you plan to start collecting retirement benefits.



### What happens if you don't choose a plan?

Even though your employer will begin deducting Plan 2 contributions from your pay, you will default to Plan 3 after 90 days of employment if you do not formalize your choice. If you default, your contributions will be invested in the Retirement Strategy Fund that assumes you'll retire at age 65.



Which plan is best for you?  
More resources are available  
to help you decide.

**Find calculators, videos and plan handbooks at [drs.wa.gov/choice](https://drs.wa.gov/choice)**

It's also important to consider other sources of retirement income as you calculate a projected monthly retirement benefit. Do you qualify for Social Security benefits? Do you have savings in other retirement plans from past employers? Do you have an IRA? These should be considered as you decide whether to join Plan 2 or Plan 3.



### Supplemental savings programs

If you discover in your projections that you'll need more income in retirement, consider joining a supplemental savings program offered by or through your employer. The Washington State Deferred Compensation Program is such a program, giving you an opportunity to invest additional money for your retirement while lowering your taxable income while you work. Administered by DRS, the Deferred Compensation Program is offered through many public employers in the state. Signup is easy and you can start by contributing as little as \$30 per month. Visit [drs.wa.gov/dcp](https://drs.wa.gov/dcp) to learn more.



**Friends and coworkers might offer advice, but everyone's circumstances are unique.**

Official resources like this booklet can offer you unbiased information to make the plan choice right for you. The following pages dig a bit deeper into each plan.

## Key features



**A one-part plan with a guaranteed income**

**No personal investments**

**One predetermined contribution rate that will vary over time**

**Earliest you can retire (with reduced benefit)**  
20 service credit years at age 55

**Health insurance in retirement** If you receive PEBB coverage, you must begin receiving your retirement benefit as soon as you leave employment, or you will forfeit your coverage



**A two-part plan**  
One part with a guaranteed income and one part with investment options

**Investments you choose or have selected for you**

**Choose from six income contribution rates**

**Earliest you can retire (with reduced benefit)**  
10 service credit years at age 55

**Health insurance in retirement** If you receive PEBB coverage, you can delay receiving your retirement benefit and still be eligible for coverage

For more plan comparisons, see page 10.

## Insight into Plan 2

Plan 2 has one part—a 2 percent defined benefit. You and your employer contribute to your plan. Your benefit does not depend on the amount of the contributions.

### A 2 percent defined benefit plan

Once you meet age and service requirements and you've applied for retirement, you will receive a guaranteed monthly benefit for your lifetime. Your benefit is based on your years of service credit and the pay you've earned.

The 2 percent defined benefit formula used to calculate your retirement is:

$$2\% \times \text{service credit years} \times \text{Average Final Compensation} = \text{monthly benefit}$$

**How it works:** If you worked full time every month for 15 years and your average monthly pay for your highest consecutive five years was \$4,000, your monthly benefit would be \$1,200.

$$2\% \times 15 \text{ SCY} \times \$4,000 \text{ AFC} = \$1,200 \text{ monthly benefit}$$

### Contribution rates

Plan 2 is funded by mandatory contributions you and your employer make. The Washington State Investment Board (WSIB) invests those contributions. Member contributions are deducted from your pay and you can see your contributions on your pay statement. Contribution rates change over time, based on funding needs of the plan.

### Member Contribution Rates

Public Employees' Plan 2	6.12%
School Employees' Plan 2	5.63%
Teachers' Plan 2	5.95%

Note: Rates are as of 2015. Contribution rates are adjusted as needed every two years in odd-numbered years. Find up-to-date contribution rate information on the *DRS website (drs.wa.gov)*.

### Retirement—age and service credit requirements

- **Retirement with a full benefit—age 65 with at least five years of service credit.** If you have at least 5 years of service credit and you're age 65, you can retire with a full benefit.
- **Early retirement with a reduced benefit—age 55 with 20 or more years of service credit.** Your monthly benefit will be reduced for each year (prorated monthly) before you turn age 65 to reflect that you will receive a monthly benefit over a longer period of time. The amount of your reduction depends on your age. The earlier you retire, the larger the reduction.
- **There is less of a benefit reduction for early retirement if you have 30 or more years of service credit.** Your benefit will be reduced by 5 percent for each year (prorated monthly) before you turn age 65. Again, the earlier you retire, the larger the reduction.

### Leaving employment before you're eligible to retire

Your plan is designed to provide you with a source of income throughout your retirement. For this reason, you may not borrow from or against your contributions at any time.

It is possible to withdraw your contributions and the interest they've earned at any time after you leave all public service. However, if you do, you give up your right to a future retirement benefit. You may not withdraw your employer's contributions under any circumstances.

When you leave employment without starting to receive a retirement benefit, you can leave your money in the plan where it will continue to earn interest. If you have at least five years of service credit, you are vested in the plan. After becoming vested, you're eligible for the 2 percent defined benefit provisions of Plan 2 once you meet the age and service credit requirements.

If you withdraw your contributions and later return to public service, there are certain options for recovering your withdrawn service credit by making a one-time purchase. See *Plan 2 Recovery of Withdrawn or Optional Service Credit* on the DRS website.



#### What is WSIB?

WSIB, or the Washington State Investment Board, is responsible for developing member investment options and managing retirement savings investment programs.

## Insight into Plan 3

Plan 3 has two parts—a defined benefit and a defined contribution. Your employer contributes to your defined benefit. You contribute to the defined contribution. You choose your investment program and contribution rate for the defined contribution part of your plan. Once chosen, your defined contribution rate is permanent unless you change employers.

### A 1 percent defined benefit ...

Once you meet age and service requirements and you've applied for retirement, you will receive a guaranteed monthly benefit for your lifetime. Your benefit is based on your years of service credit and the pay you've earned.

The 1 percent defined benefit formula used to calculate your retirement is:

$$1\% \times \text{service credit years} \times \text{Average Final Compensation} = \text{monthly benefit}$$

**How it works:** If you worked full time every month for 15 years and your average monthly pay for your highest consecutive five years was \$4,000, your defined benefit would be \$600.

$$1\% \times 15 \text{ SCY} \times \$4,000 \text{ AFC} = \$600 \text{ monthly benefit}$$

The 1 percent defined benefit part of Plan 3 is funded by mandatory contributions made by your employer and invested by the Washington State Investment Board (WSIB). The defined benefit is guaranteed and is not dependent on investment performance.

### ... and a defined contribution for investments you select

Under the defined contribution part of Plan 3, a portion of your pay is directed to investments that you select from a range of offerings managed

by the Washington State Investment Board. The next sections discuss your contribution rate options and the investment programs that are available to you.

### Choosing your defined contribution rate

You choose how much to contribute from one of these six rate options:

#### Contribution rate options

- A** 5% all ages
- B** 5% up to age 35  
6% ages 35 through 44  
7.5% age 45 and older
- C** 6% up to age 35  
7.5% ages 35 through 44  
8.5% age 45 and older
- D** 7% all ages
- E** 10% all ages
- F** 15% all ages

If you don't choose a contribution rate, it will default to option A (5% for all ages).

Once your rate is set, you can change it only when you change employers. Changing means working for a different employer, not another division or unit at your current workplace.

Ideally, you want to choose your contribution rate based on three considerations: retirement income needs, years until retirement and current budget.

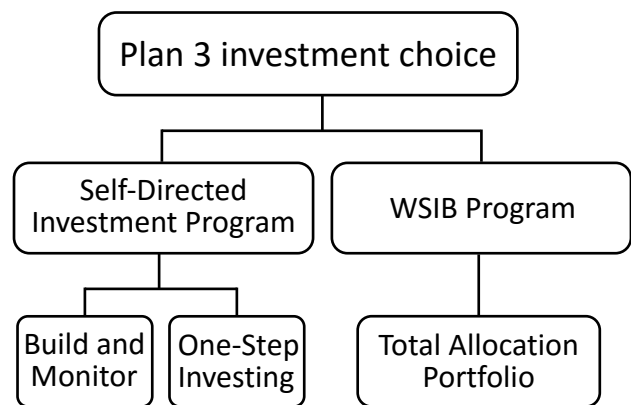
To come up with a target retirement income, it's standard practice to base it on about 80 percent of what you believe your income will be five to 10 years before you retire.

Online tools and calculators can help you determine the impact and benefits of different contribution rates. These tools include a Take-Home Pay Estimator and a Disbursement Calculator (for estimating what an ending account balance will pay monthly during retirement). Benefit estimation worksheets are also available. Visit the education section ([drs.wa.gov/education](http://drs.wa.gov/education)) and select "New Members."

### Choosing your investments

The defined contribution part of Plan 3 offers you the choice between two investment programs:

- Self-Directed
- Washington State Investment Board (WSIB)



#### 1) The Self-Directed Investment Program


If you choose the Self-Directed Investment Program, you can take two different approaches. One is the Build and Monitor approach, and the other is One-Step Investing.



**Build and Monitor: you select, monitor and adjust your investments.** With Build and Monitor, you select your own mix of individual funds and decide how much to invest in each one. Choose from a menu of professionally managed funds listed in the chart below. The risk and return profiles of the funds range from high to low. You are responsible for monitoring your investments and making changes as you see fit for your circumstances.

Build and Monitor Funds
Emerging Market Equity Index
U.S. Small Cap Value Equity Index
Global Equity Index
U.S. Large Cap Equity Index
Socially Responsible Balanced
Washington State Bond
Short Term Investment Fund

**One-Step Investing: your investments are automatically adjusted for you.** The One-Step Investing approach is made up of 12 Retirement Strategy Funds. Each one is diversified and automatically rebalances, adjusting your asset mix as you move toward a target date for retirement that meets your needs and lifestyle.



**Plan 3 investments**

With Plan 3, you are not locked into the investment choices you make now. If you later decide to change your investment program or fund selections you can contact the Plan 3 record keeper ([drs.wa.gov/plan3](https://drs.wa.gov/plan3)).

To select the Retirement Strategy Fund that's right for you, take the year you were born and add it to the age you expect to retire or withdraw your funds. The sum is your target date.

---

**How it works:** 1968 (birth year) + 65 (retirement age) = 2033 (target date)

---

Pick the fund with the date closest to your target date (in the previous example, 2035 would be the Retirement Strategy Fund).

Retirement Strategy Funds		
2060	2040	2020
2055	2035	2015
2050	2030	2010
2045	2025	2005
<b>Maturity Strategy</b>		
The Retirement Maturity Strategy Fund is for investors who have been retired for 15 years or more.		

## 2) The WSIB Investment Program

If you have your contributions directed to the Washington State Investment Board Program, WSIB will invest them in its Total Allocation Portfolio (TAP). A monthly valued fund, the TAP is a diversified mix of U.S. and international stocks, bonds, private equity and real estate investments.

### Deciding on an investment program

**WSIB Total Allocation Portfolio (TAP).** The TAP is a fairly aggressive balanced fund that is intended for long term investing. The investment strategy is to create a portfolio mix designed to generate maximum return in the long term at a prudent level of risk. It includes some asset classes not available in the Self-Directed Investment Program, which increases the portfolio's diversification but causes it to be a monthly valued portfolio.

**Self-Directed Investment Program.** Within the Self-Directed Program, you can choose one of two approaches—Build and Monitor or One-Step Investing. To determine which one might be right for you, ask yourself these questions:

- Do I want to select my own mix of individual funds?
- Am I comfortable deciding how much to invest in each fund?
- Do I have the time to keep an eye on my investments and make changes as I get closer to retirement?

If the answer to any of these questions is yes, you might be interested in the Build and Monitor approach to investing. If the answer to any of these questions is no, you might be interested in the One-Step Investing approach.

If you choose from the seven investment funds as part of the Build and Monitor approach to investing, you will be responsible for monitoring your account balances and periodically rebalancing if necessary to maintain your investment objectives.

The One-Step Investing approach is designed for those who answered no to any of the questions above. If you are not interested in selecting, monitoring or making changes to your investments, the Retirement Strategy Fund might be right for you.

More information on both WSIB's TAP program and the Self-Directed Investment Program is available in the Investments section at [drs.wa.gov/plan3](http://drs.wa.gov/plan3).

### **If you do not make an investment program selection**

If you do not select either investment program, your contributions will default into the Self-Directed Investment Program. In this case, all of your contributions will be invested in the Retirement Strategy Fund that assumes you'll retire at age 65.

### **Retirement—age and service credit requirements**

- **Retirement with a full benefit—age 65.** If you have at least 10 years of service credit and you're age 65, you can retire with a full benefit. If you have at least five years of service credit, you can retire at age 65 with a full benefit if you earned at least one of your five years of service credit after age 44.

---

**How it works:** You're age 47 and have five years of service credit. You earned three years of service credit after the age of 44. You choose to leave public service and begin drawing from the defined contribution part of your plan. You plan to delay receiving your defined benefit until age 65.

Because you have earned at least one year of service credit after age 44, you can retire with a full benefit at age 65 even though you only have five years of service credit.

---

- **Early retirement with a reduced benefit—ages 55 to 64 with at least 10 years of service credit.** If you retire early, your monthly benefit is reduced to reflect that you will receive it for a longer period of time. The earlier you retire, the larger the reduction.
- **There is less of a benefit reduction for early retirement if you have 30 or more years of service credit.** Your benefit will be reduced by 5 percent for each year

(prorated monthly) before you turn age 65. Again, the earlier you retire, the larger the reduction.

### Leaving employment before you're eligible to retire

The defined benefit part of your plan is designed to provide you with a source of income throughout your retirement. For this reason, you can't withdraw the contributions your employer makes to this part of your plan.



If you have at least 20 years of service credit when you leave employment and do not start receiving your defined benefit, it will increase by about 3 percent each year you delay receiving it, up to age 65.

In Plan 3, it is possible to withdraw your contributions and investment earnings from your defined contribution any time after you leave all public service. However, withdrawal could reduce an important source of your retirement income.

### Plan 3 annuities

An annuity purchase is a way to convert your investments to a guaranteed lifetime income stream, providing the security of a set monthly payment that can cover part or all of your fixed expenses. However, flexibility is not a feature of annuities. If your fixed expenses increase, annuities do not allow you to adjust payment amounts to meet changing needs. With annuities, you are trading market risk and account growth for the guarantee that you will not outlive your account balance. For more information about annuities — including the TAP Annuity — see “Withdrawals” under Plan 3 ([drs.wa.gov/plan3](https://drs.wa.gov/plan3)).

## To join Plan 2

1. Complete the Member Information Form on page 13 and turn it in to your employer. This will ensure your employer takes the correct contributions from your pay and reports you in the correct plan. After your employer forwards the form to DRS, you will receive a letter confirming your decision to join Plan 2.
2. Complete the Beneficiary Designation form on page 15 and return it to DRS.

## To join Plan 3

1. Complete the Member Information Form on page 13. Be sure to select your contribution rate and investment choice in Section 4.\*
2. Return the completed information form to your employer. This will ensure your employer takes the correct contributions from your pay and reports you in the correct plan. After your employer forwards the form to us, you will receive a letter confirming your decision to join Plan 3.
3. Complete the Beneficiary Designation form on page 15 and return it to DRS.

\* If you select the Self-Directed Investment Program, you must choose your investments. You can do this by signing up for or logging in to your account on the DRS website. You can also call the record keeper at 888-327-5596 for assistance. You will receive a confirmation letter when the transaction has been completed.

# Plan comparison

Plan 2	Plan 3	
Defined Benefit	Defined Benefit	Defined Contribution
<b>Plan structure</b>		
The benefit in Plan 2 is based on the length of time you've worked, your pay and your age at retirement. You will receive a benefit for the rest of your life. The payments are guaranteed by the state of Washington. Both you and your employer contribute to your plan.	This part of the benefit in Plan 3 is based on the length of time you've worked, your pay and your age at retirement. You will receive a benefit for the rest of your life. The payments are guaranteed by the state of Washington. Your employer contributes this part of your plan.	This part of the benefit is based on what you contribute to the plan and how the investments you select perform.
<b>Benefit calculation</b>		
2% x service credit years x Average Final Compensation = monthly benefit	1% x service credit years x Average Final Compensation = monthly benefit	Determined by your contributions, investment performance and withdrawal choices
<b>Contribution rates</b>		
Public Employees: 6.12% School Employees: 5.63% Teachers: 5.95%  Note: Rates are as of 2015. Contribution rates are adjusted as needed every two years in odd-numbered years. Find up-to-date contribution rate information on the DRS website.	Your employer contributes this part of your benefit; you do not.	You select your rate. You cannot change your rate unless you change employers.  Option A 5% all ages Option B 5% up to age 35 6% ages 35-44 7.5% ages 45 and older Option C 6% up to age 35 7.5% ages 35-44 8.5% ages 45 and older  Option D 7% all ages Option E 10% all ages Option F 15% all ages
<b>The role of investments</b>		
Your contributions are invested by the Washington State Investment Board (WSIB). Your benefit is guaranteed and is not dependent on investment performance.	Your employer contributes this part of your benefit. Those contributions are invested by the WSIB. Your benefit is guaranteed and is not dependent on investment performance.	You choose how your contributions will be invested from a range of options provided by the WSIB. The amount of your benefit depends on the amount you contribute and the performance of your investments.
<b>Vesting</b>		
You earn the right to a monthly benefit in retirement when you have 5 years of service credit.	You earn the right to a monthly benefit in retirement after 10 years of service credit in most cases, or after 5 years of service credit, depending on your age and when your service credit was earned.	Vesting does not apply to this part of your benefit. You may withdraw the account balance if you leave employment or you may leave it in until you reach retirement.

## Plan 2

## Plan 3

Defined Benefit	Defined Benefit	Defined Contribution
<b>Eligibility for normal retirement</b>		
Age 65 or older with <b>at least 5 service credit years</b>	Age 65 or older with <b>at least 10 service credit years</b> , or Age 65 or older with at least five service credit years if at least 12 of those months were earned after age 44.	There is no specific age requirement for this part of your benefit. You may access your money at any time after you leave employment.
<b>Eligibility for early retirement with a reduced benefit</b>		
Age 55 or older with <b>at least 20 service credit years</b> . There is less of a reduction to your benefit if you have at least 30 service credit years.  If you are age 55 with 30 years of service credit, your benefit reduction is 5 percent for each year (prorated monthly) before you turn age 65.	Age 55 or older with <b>at least 10 service credit years</b> . There is less of a reduction to your benefit if you have at least 30 service credit years.  If you are age 55 with 30 years of service credit, your benefit reduction is 5 percent for each year (prorated monthly) before you turn age 65.	There is no age requirement for this part of your benefit. You may withdraw your money at any time after you leave employment.
<b>Leaving employment before you're eligible to retire</b>		
Your money can remain in the plan or you can withdraw your contributions and the interest they've earned. However, if you withdraw, you give up your right to a future retirement benefit.	You don't contribute to the defined benefit part of your plan. Your employer makes those contributions, and you cannot withdraw them.	Your money can remain in the plan, or you can access your contributions and investment earnings. A variety of distribution options are available.
<b>Cost-of-Living Adjustments (COLAs)</b>		
On July 1 of every year after your first full year of retirement, your monthly benefit will be adjusted by the percentage change in the Consumer Price Index, up to a maximum of 3 percent per year.	On July 1 of every year after your first full year of retirement, your monthly benefit will be adjusted by the percentage change in the Consumer Price Index, up to a maximum of 3 percent per year.	There are no Cost-of-Living Adjustments for the defined contribution part of your benefit.  If you choose to purchase an annuity using your defined contribution funds, some annuity options include a COLA.
<b>Health care coverage in retirement (PEBB)</b> <b>Note: This section applies to employees receiving health insurance through the Public Employees Benefits Board (PEBB). Not all DRS employers participate in the PEBB program – contact your employer to verify your health insurance provider. You can also contact PEBB at <a href="http://hca.wa.gov/pebb">hca.wa.gov/pebb</a>, 360-725-0440 or 800-200-1004.</b>		
To qualify, you must elect coverage within 60 days of termination and begin receiving your retirement benefit as soon as you leave employment. If you delay receiving your retirement benefit, you will not be eligible for health care coverage under PEBB.	To qualify, you must elect coverage within 60 days of termination. As long as you meet the age and service requirements of the plan (age 55 or older with 10 or more years of service credit), you can delay receiving your retirement benefit and still be eligible for PEBB coverage.	Leaving your contributions in the plan or starting to draw them does not impact your eligibility for health care coverage under PEBB.



## Retirement terms to know

**Asset mix:** An investment portfolio that is invested in any combination of the three major classes of assets: (1) cash and equivalents, (2) fixed income instruments (bonds), and (3) equity instruments (common stocks or ordinary shares).

**Average Final Compensation (AFC):** The monthly average of your 60 highest paid consecutive service credit months.

**Cost-of-Living Adjustment (COLA):** In Plan 2 and in the defined benefit part of Plan 3, on July 1 of every year following your first full year of retirement, your monthly benefit is adjusted by the percentage change in the Consumer Price Index, to a maximum of 3 percent per year. This percentage change can increase or decrease your benefit.

**Defined benefit:** A predetermined retirement benefit, also called a pension plan.

- Plan 2 defined benefit: 2 percent x your SCY x your AFC. Both you and your employer make contributions to your defined benefit.
- Plan 3 defined benefit: 1 percent x your SCY x your AFC. Your employer makes contributions to the defined benefit part of your plan.

**Defined contribution:** For Plan 3 members, an amount based on your contributions and the performance of the investments you choose. Investment returns (both gains and losses) are applied to your account.

**Early retirement:** In most cases, if you retire before you turn age 65, your monthly benefit is reduced to reflect the fact that you will receive it over a longer period of time. The amount of the reduction depends on how much younger than age 65 you are when you retire and the amount of service credit you have.

**Full retirement:** For all members, a retirement benefit that is not reduced because you retired from public service at age 65.

**Interest or interest rate:** An amount that your contributions earn.

**Normal retirement:** The age you're entitled to receive a full retirement benefit.

**Pension:** Your retirement benefit.

**Portfolio:** A collection of investments.

**Return:** A measure of how your investments perform. Returns consist of interest, dividends, and gains or losses in the value of the principal. Your investment returns can be positive or negative.

**Risk:** The probability that an investment will lose value or fail to gain in value.

**Service credit years (SCY):** We calculate your service credit years by dividing your total service credit months by 12. Twelve months equals one year of service credit. For more information about service credit earned for your system (PERS, SERS or TRS), see your member handbook.

**Vested:** The point at which you have earned a defined benefit.

- Plan 2 members are vested after earning five years of service credit.
- In Plan 3, you are vested after earning 10 years of service credit in most cases or after five years of service credit, depending on your age and when your service credit was earned. However, you have no vesting requirements for the defined contribution part of your benefit and may take distributions at any time after you leave public employment.



### Plan handbooks

Every system (PERS, SERS, TRS, Plan 2 and Plan 3) has a member handbook. Find your handbook under "Members," "Retirement Systems" on the *DRS website* ([drs.wa.gov](http://drs.wa.gov)).



# Member Information Form

This form is for new and returning employees hired into retirement-eligible positions for PERS, SERS or TRS. Submit this form to your employer within 90 days of your hire date.

Give completed form to your employer.

Need help? Contact DRS.  
800.547.6657 or 360.664.7000  
TTY: 711 • [www.drs.wa.gov](http://www.drs.wa.gov)

## Member Status and System

<p>Member status</p> <p><input type="checkbox"/> <b>New Member</b> Choosing Plan 2: Complete Sections 1, 2 and 3 Choosing Plan 3: Complete Sections 1, 2, 3 and 4</p> <p><input type="checkbox"/> <b>Returning Plan 1 or Plan 2 Member</b> Complete Section 1 only</p> <p><input type="checkbox"/> <b>Returning Plan 3 Member</b> Complete Sections 1, 3 and 4</p>	<p>System</p> <p><input type="checkbox"/> <b>TRS</b> Teachers' Retirement System</p> <p><input type="checkbox"/> <b>SERS</b> School Employees' Retirement System</p> <p><input type="checkbox"/> <b>PERS</b> Public Employees' Retirement System</p>
--	--

## Section 1: Personal Information

Name (Last, First, Middle)		Social Security Number	
Mailing Address	City	State	ZIP
Email Address		Phone Number	

## Section 2: Retirement Plan Selection (new members)

Choose your plan. Your decision is permanent. Note: you will be assigned to Plan 3 if your employer has not received your plan selection within 90 calendar days of your date of hire.

- Plan 2
- Plan 3 — Also complete Section 4 on back

## Section 3: Signature Required (new and returning members)

Sign and date this form on the day you submit it to your employer.

**New member:** I have chosen the retirement plan marked in Section 2. I understand that my retirement plan selection is permanent. If I selected Plan 3, I have also completed Section 4 on the back of this form.

**Returning Plan 3 member:** I have completed Section 4 on the back of this form. I also understand that returning Plan 3 members who do not select a contribution rate within 90 days will be assigned the current default rate of 5%.

Signature	Date
-----------	------

Your Social Security number is needed so DRS can report to the IRS any funds paid to you. DRS will not disclose your Social Security number unless required to do so by law. (See IRC sections 6041(a) and 6109.)



## Section 4: Plan 3 Contribution Rate and Investment Program Selection

**Choose an income contribution rate.** If you do not choose an option, your default will be Option A. Once established by selection or default, you may change your rate option only with a change of employer or through the purchase of optional service credit from work as a substitute teacher.

	Age	Member Contribution Rate
<input type="checkbox"/> Option A	All ages	5.0%
<input type="checkbox"/> Option B	Up to age 35	5.0%
	Ages 35 to 44	6.0%
	Ages 45 and older	7.5%
<input type="checkbox"/> Option C	Up to age 35	6.0%
	Ages 35 to 44	7.5%
	Ages 45 and older	8.5%
<input type="checkbox"/> Option D	All ages	7.0%
<input type="checkbox"/> Option E	All ages	10.0%
<input type="checkbox"/> Option F	All ages	15.0%

**Choose an investment program.** If you do not choose an investment program, you will be defaulted into the Self-Directed Investment Program and all of your contributions will be invested in the Retirement Strategy Fund that assumes you'll retire at age 65. You can change your investment program at any time.

**Washington State Investment Board (WSIB) Investment Program**

**Self-Directed Investment Program**

You must choose how your contributions will be invested. You may do so by phone at 888-327-5596 or online at [www.drs.wa.gov/login](http://www.drs.wa.gov/login). If you do not choose your investment allocations, your contributions will be invested in the Retirement Strategy Fund that assumes you'll retire at age 65.

Get more information about both investment programs by contacting Empower Retirement at 888-327-5596.

**Return the completed form to your employer.**

## Section 5: To Be Completed by Employer

Employer Name and Mailing Address

--	--	--	--	--	--	--

Reporting Group

Employers: Mail the original of this form to DRS only if Section 2 was required.  
Department of Retirement Systems; PO Box 48380; Olympia, WA 98504-8380





# Beneficiary Designation

This form allows members, retirees, survivors, legal-order payees and those separated from service to name or update their benefit recipients.

Send completed form to:  
 Department of Retirement Systems  
 PO Box 48380 • Olympia, WA 98504-8380  
[www.drs.wa.gov](http://www.drs.wa.gov) • 800.547.6657  
 360.664.7000 • TTY: 711

## Important Information

As a new employee, it is important that you choose your beneficiaries when you select a retirement plan. Once your Member Information Form has been processed, create an account at [drs.wa.gov/oa](http://drs.wa.gov/oa) to view and update your beneficiaries online. Return this form to DRS, not your employer. If you make a mistake, please correct it and initial beside the correction.

## Personal Information

Name (Last, First, Middle)		Social Security Number	
Mailing Address	City	State	ZIP
Date of Birth (mm/dd/yyyy)	Phone Number	Alternate Phone Number	
Email Address			
My Status (Check All That Apply) <input type="checkbox"/> Member (active or inactive): I am a DRS member who contributes (active) or has contributed to (inactive) a DRS retirement system and/or participates in DCP. <input type="checkbox"/> Retiree: I am a DRS member who contributed to a retirement system and is now collecting a retirement benefit. <input type="checkbox"/> Survivor: I am receiving a benefit from a deceased DRS member's or retiree's account. <input type="checkbox"/> Legal-Order Payee: I have been awarded a portion of a DRS retirement benefit.			
Are you receiving money from someone else's account? <input type="checkbox"/> Yes (Provide Name and Social Security Number Below) <input type="checkbox"/> No			
Account Holder's Name (If Different from Above)		Social Security Number (If Different from Above)	
Retirement System and/or Program <input type="checkbox"/> Apply to All My Retirement Plans/Programs <input type="checkbox"/> Washington State Patrol Retirement System (WSPRS) <input type="checkbox"/> Public Employees' Retirement System (PERS) <input type="checkbox"/> Law Enforcement Officers' and Fire Fighters' Retirement System (LEOFF) <input type="checkbox"/> Teachers' Retirement System (TRS) <input type="checkbox"/> Public Safety Employees' Retirement System (PSERS) <input type="checkbox"/> School Employees' Retirement System (SERS) <input type="checkbox"/> Judicial Retirement System (JRS) <input type="checkbox"/> Deferred Compensation Program (DCP) <input type="checkbox"/> Judges' Retirement Fund (JRF)			

**Please complete the other side of this form as well.**

Your Social Security number is needed so DRS can report to the IRS any funds paid to you. DRS will not disclose your Social Security number unless required to do so by law. If you have insurance coverage through the Public Employees Benefits Board (PEBB), we might share your information with PEBB to better serve you. (See IRC sections 6041(a) and 6109.)



## Instructions

You must name at least one primary beneficiary. Do not name yourself. If you pick more than one primary beneficiary or more than one contingent beneficiary, the total percentage(s) for each category must add up to 100%. Use whole numbers (for example, 50% and 50% or 66% and 34%).

If you have more than four beneficiaries, attach a separate sheet with the same information as below; then sign and date it. Alternatively, you can update your beneficiary information online.

If you die in the line of duty, your beneficiary(ies) could be entitled to a one-time, duty-related death benefit. The same people you name below on this form will automatically be added as your beneficiary(ies) for this benefit. If you want to name different people or put in different percentages, you can make those changes in your online account at [www.drs.wa.gov/oa](http://www.drs.wa.gov/oa).

## Important Definitions

**Primary beneficiary:** A person or entity (for example, an estate, trust, charitable organization, etc.) you choose to receive your money. After your death, we will pay all primary beneficiaries either equally or in the percentages you chose or as required by law. The total designation for your primary beneficiary selection(s) must equal 100%.

**Contingent beneficiary:** A person or entity you choose to receive your money if both you and all your primary beneficiaries die. The total designation for your contingent beneficiary selection(s) must equal 100%.

## Beneficiary Designation

<input checked="" type="checkbox"/> Primary ____ %	Name (Last, First) or Full Name of Entity		Mailing Address		
Relationship	Social Security Number	Date of Birth	City	State	ZIP
<input type="checkbox"/> Primary ____ % <input type="checkbox"/> Contingent ____ %	Name (Last, First) or Full Name of Entity		Mailing Address		
Relationship	Social Security Number	Date of Birth	City	State	ZIP
<input type="checkbox"/> Primary ____ % <input type="checkbox"/> Contingent ____ %	Name (Last, First) or Full Name of Entity		Mailing Address		
Relationship	Social Security Number	Date of Birth	City	State	ZIP
<input type="checkbox"/> Primary ____ % <input type="checkbox"/> Contingent ____ %	Name (Last, First) or Full Name of Entity		Mailing Address		
Relationship	Social Security Number	Date of Birth	City	State	ZIP

## Signature Required

Pay any funds related to my account to my primary beneficiary(ies) in the percentage(s) I chose or as required by law. If any beneficiaries precede me in death, share their percentages equally among the remaining primary beneficiaries. If no primary beneficiaries survive me, send any funds to my contingent beneficiaries. All the information I have entered is true and complete. These changes replace any previous beneficiary choices I have made.

Signature	Date
-----------	------



## Plan 2

A one-part plan with a guaranteed lifetime benefit (pension).







You and your employer both fund the pension.

## Plan 3

A two-part plan with a guaranteed lifetime benefit plus an investment program you select and contribute to.

Your employer funds the pension part; you fund the personal investment part.

### To contact DRS

<b>Call</b> Phone 360.664.7000 800.547.6657 TTY 711		<b>Write</b> Department of Retirement Systems PO Box 48380 Olympia, WA 98504-8380		<b>Email</b> <a href="mailto:recep@drs.wa.gov">recep@drs.wa.gov</a> It might be possible for other people to read messages sent over the Internet. If you contact us by email, please include only the last four digits of your Social Security number.	
<b>Visit</b> 6835 Capitol Blvd. Tumwater, WA 98501 <i>Directions are available on the DRS website.</i>		<b>Hours</b> Monday - Friday 8 am to 5 pm Pacific Time		<b>Website</b> <a href="http://www.drs.wa.gov">www.drs.wa.gov</a> You can also send us email through the DRS website. Visit the <i>Contact Us</i> page.	

©2016 Washington State Department of Retirement Systems. All rights reserved. This booklet is intended as an educational tool. It is not intended to advise or recommend specific investment strategies. Members making this decision might want to seek professional financial assistance.

This publication is intended to give you an overview of some features of Plans 2 and 3 for the Public Employees' Retirement System (PERS), School Employees' Retirement System (SERS) and Teachers' Retirement System (TRS). It is not a legal document, nor is it a complete description of the law governing these plans. If there are any conflicts between what is written in this booklet and what is contained in the law, the current law governs.